



COMMONWEALTH of VIRGINIA

Virginia Employment Commission

Carrie Roth
Commissioner
Advisor to the Governor for Strategic Initiatives

Post Office Box 26441
Richmond, VA 23261-6441

For Release: August 31, 2023

Contact: Timothy Aylor, Senior Economist
Economic Information & Analytics Division
(804) 786-3976 or (804) 786-7496

Follow us on Facebook: [VirginiaLMI](#)

Virginia Unemployment Insurance Weekly Initial Claims at 2,777; Manufacturing Leading Industry for Claims

— Seasonally unadjusted weekly initial unemployment insurance claims rose from the previous filing week, with continued claims lower over that period —

RICHMOND—The Virginia Employment Commission (VEC) announced today that the number of initial claims increased in the latest filing week to 2,777 and remained at typical pre-Pandemic volumes experienced in 2019.

For the filing week ending August 26, the figure for seasonally unadjusted initial claims in Virginia was 2,777, which was an increase of 466 claimants from the previous week. Continued weeks claimed totaled 13,258, which was 457 claims lower than the previous week and a decrease of 1.7% from the 13,486 continued claims from the comparable week last year. Ninety-three percent of claimants self-reported an associated industry, of those reported over half (58 percent) of continued claims were from professional, scientific, and technical services (1,983), administrative and support and waste management (1,865), health care and social assistance (1,196), manufacturing (1,113), and retail trade (985). Eligibility for benefits is determined on a weekly basis, and so not all weekly claims filed result in a benefit payment. This is because the initial claims numbers represent claim applications; claims are then reviewed for eligibility and legitimacy.

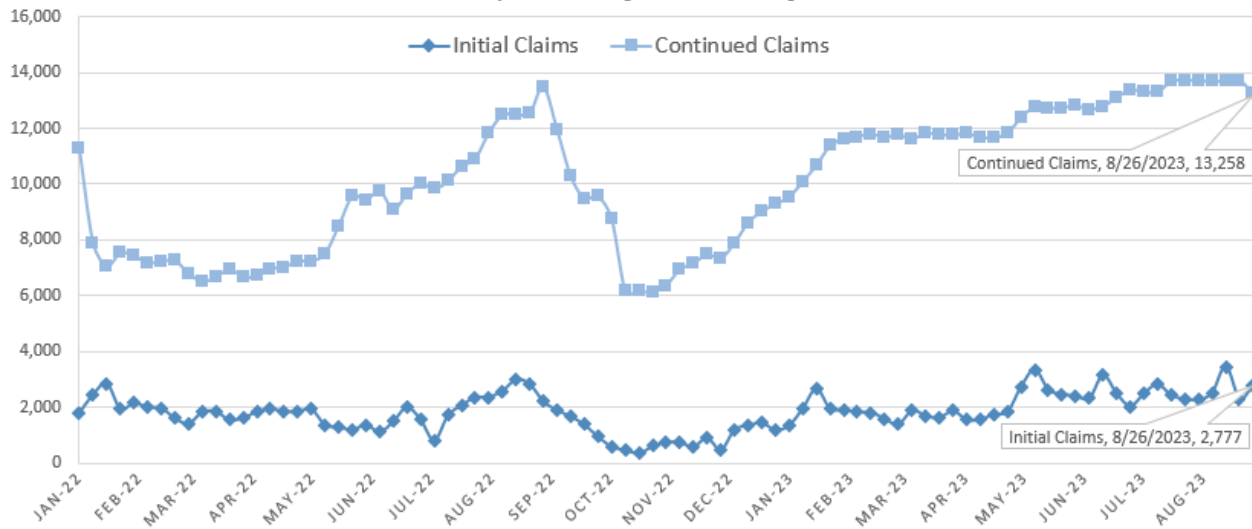
(more)

Toll Free: 1 (866) 832-2363
E-Mail: customerservice@vec.virginia.gov

VRC/TDD VA Relay 711
Equal Opportunity Employer/Program

Virginia Weekly Unemployment Insurance Claims Activity

January 4, 2022 - August 26, 2023 Filing Weeks



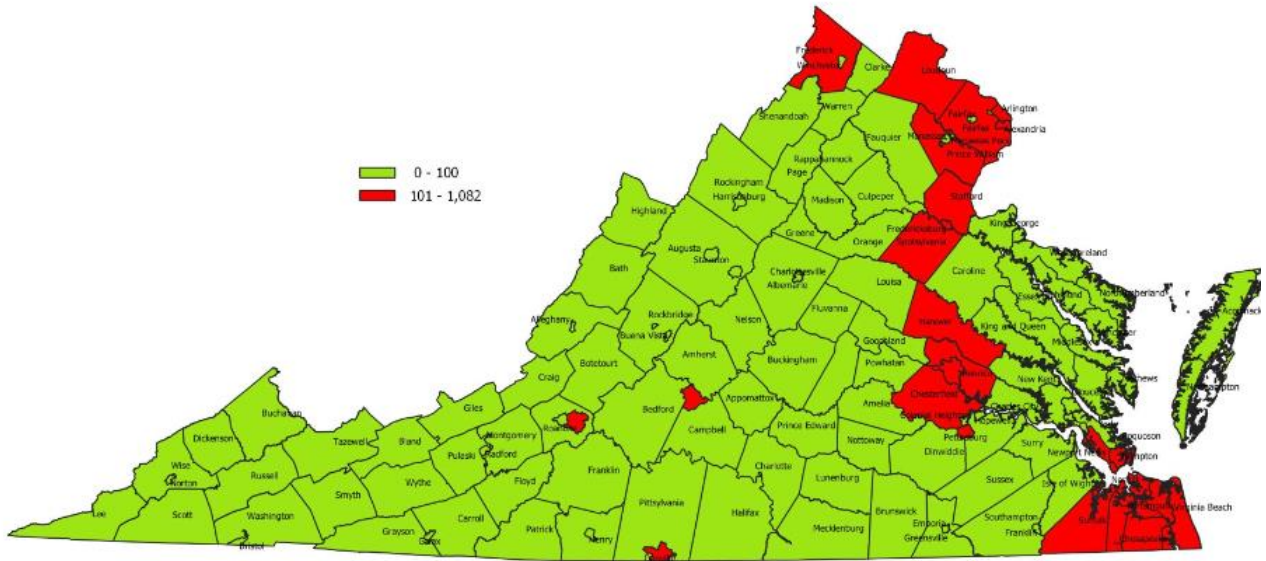
Source: The Virginia Employment Commission. Not seasonally adjusted.

In the week ending August 26, the advance U.S. figure for seasonally adjusted initial claims was 228,000, a decrease of 4,000 from the previous week's revised level. The previous week's level was revised up by 2,000 from 230,000 to 232,000. The advance number of actual initial claims under state programs¹, unadjusted, totaled 192,467 in the week ending August 26, a decrease of 6,970 (or -3.5 percent) from the previous week. There were 173,867 initial claims in the comparable week in 2022. Looking at preliminary data, most U.S. states reported decreases on a seasonally unadjusted basis. Ohio's preliminary weekly change (-4,695) was the largest decrease. Missouri's preliminary weekly change (-1,712) was the second largest decrease. Hawaii's preliminary weekly change (-1,305) was the third largest decrease. Texas's preliminary weekly change (-729) was the fourth largest decrease. Virginia's preliminary weekly change (+596) was the fourth largest increase.

¹ Note: Advance claims are not directly comparable to claims reported in prior weeks. Advance claims are reported by the state liable for paying the unemployment compensation, whereas previous weeks reported claims reflect claimants by state of residence. In addition, claims reported as "workshare equivalent" in the previous week are added to the advance claims as a proxy for the current week's "workshare equivalent" activity.

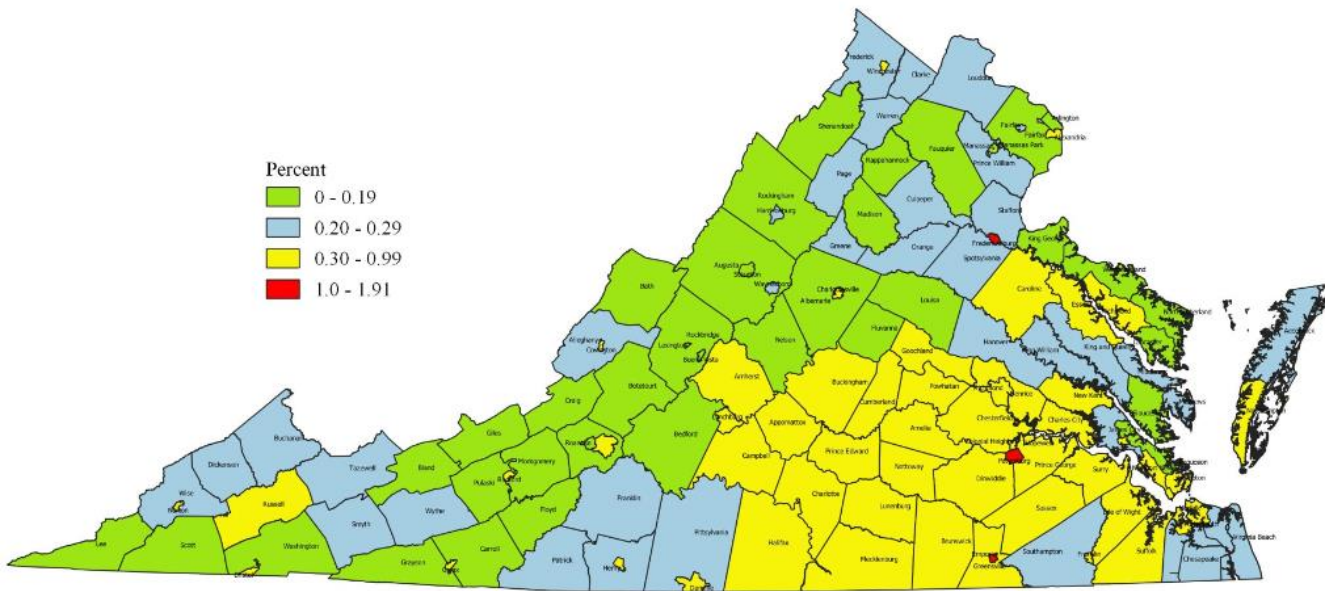
(more)

Continued Unemployment Insurance Claims by County and City Week Ending August 26, 2023



Map produced by the Virginia Employment Commission, Economic Information & Analytics Division, August 2023

Continued Claims Compared to Labor Force August 26 Claims Divided by 2023 Labor Force Estimate



Map produced by the Virginia Employment Commission, Economic Information & Analytics Division, August 2023